



**KEMENTERIAN PENDIDIKAN DAN KEBUDAYAAN
UNIVERSITAS MATARAM
FAKULTAS PERTANIAN
JURUSAN PERIKANAN DAN ILMU KELAUTAN
PROGRAM STUDI BUDIDAYA PERAIRAN**

Jl. Pendidikan Nomor 37, Mataram; Web: bdp.fp.unram.ac.id

**PANDUAN AKADEMIK
PANDUAN PELAKSANAAN PERKULIAHAN MENGGUNAKAN METODE DARING
UNTUK : MAHASISWA/PESERTA MATA KULIAH**

1. MAHASISWA MEMBUKA SITUS <https://sia.unram.ac.id/>
2. KLIK → MASUK (LOG IN)

Sistem Informasi Akademik

Sistem Informasi Akademik

Cara mudah bagi mahasiswa untuk melakukan pengisian KRS secara cepat kapanpun, dimanapun.

Informasi

- Konfirmasi Nomor HP Akun LinkAja
- Pilihan SKS Mahasiswa Semester 9 Keatas
- Presensi Online di SIA
- Layanan Tanda Tangan Elektronik
- Konfirmasi Nomor HP

Akademik

Masa KRS	KRS Perubahan
27 Jul '20 — 14 Aug '20	31 Aug '20 — 4 Sep '20
Input Nilai	Pendaftaran KSP
26 Jun '20 — 17 Jul '20	2 Jun '20 — 12 Jun '20

Pengumuman

Presensi Dosen dan Staf dapat dilakukan secara online melalui SIA. Presensi perkuliahan dilakukan secara online dengan scan QR Code, bisa menggunakan kamera Smartphone atau aplikasi Android.

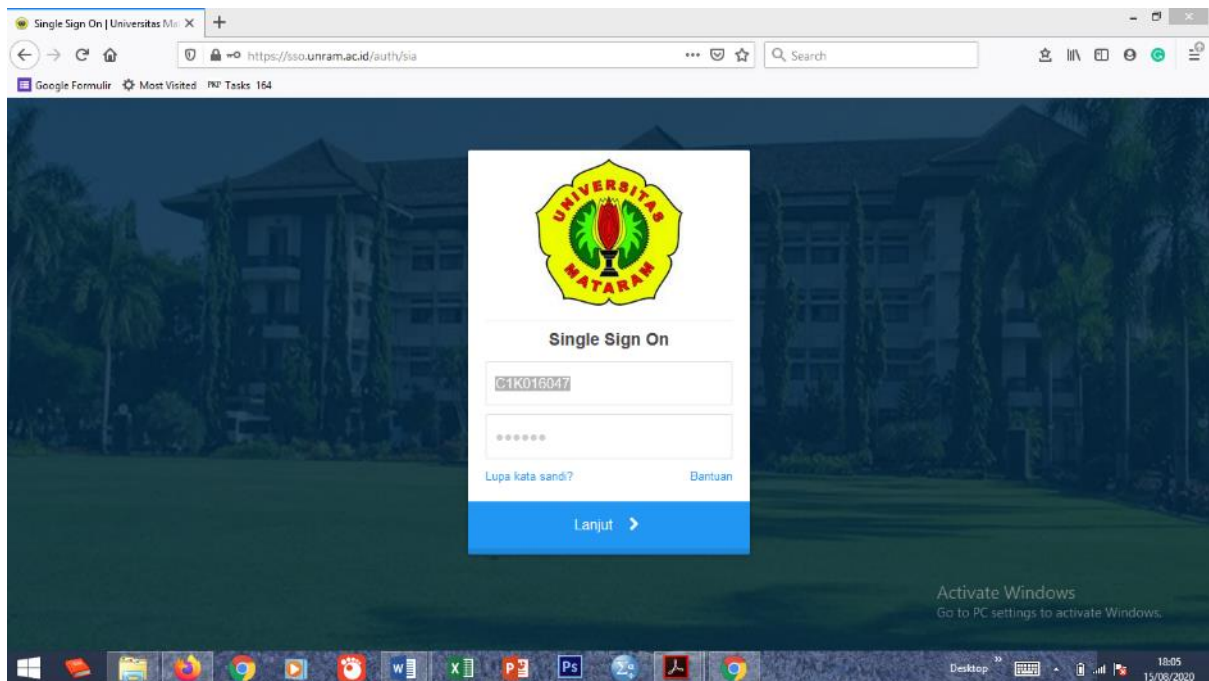
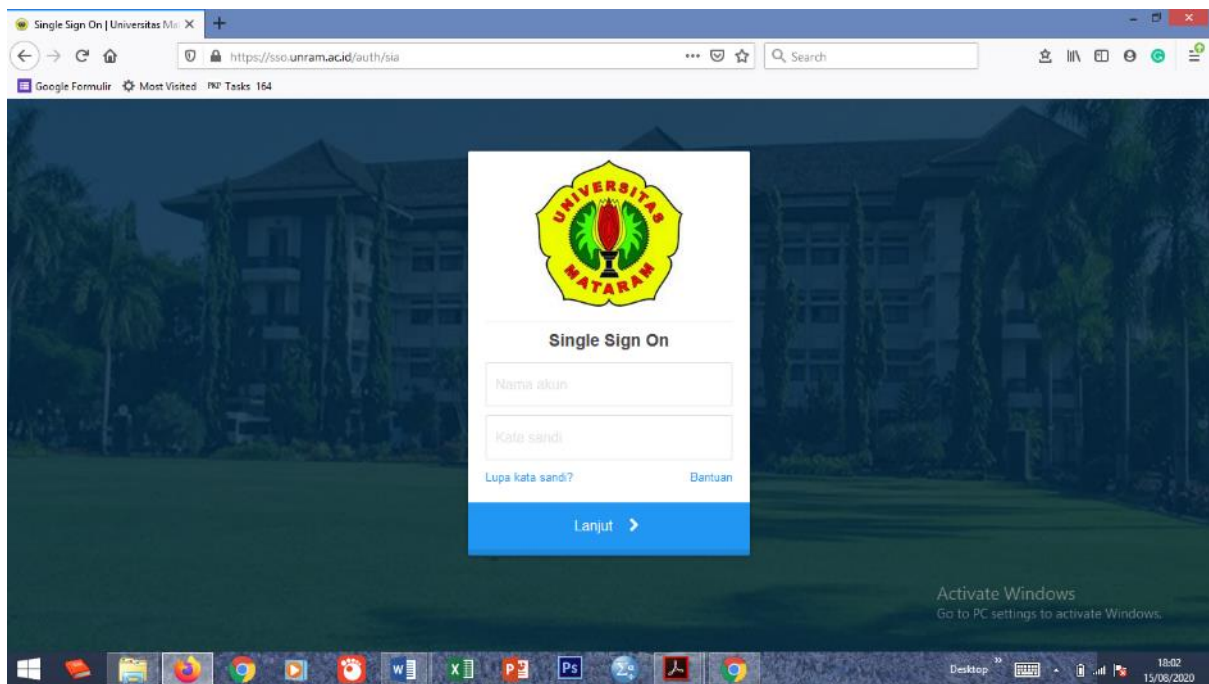
[Presensi](#) [Google Play](#)

© Hak Cipta 2020 Universitas Mataram
Tampilan terbaik (minimum) 8024 x 758 px

Activate Windows
Go to PC settings to activate Windows.

Desktop 15:00 15/06/2020

3. MASUKKAN USERNAME (NIM) DAN PASSWORD



4. KLIK "PENGATURAN" → AKUN

The screenshot shows the SISRAM (Sistem Informasi Akademik) student portal. The user is logged in as 'ISMAIL Biodata'. The 'Pengaturan' (Settings) menu is open, and the 'Akun' (Account) option is highlighted with a red circle. The 'Akun' option is located in the top right corner of the page, next to the 'Beranda' (Home) button. The 'Akun' option is accompanied by a user icon. The 'Bantuan' (Help) and 'Keluar' (Logout) options are also visible in the menu.

The main content area displays the student's personal information (Pribadi) for ISMAIL, with NIM C1K016047. The form includes fields for Name, Date of Birth, Place of Birth, Province of Birth, Gender, Address, RT, Village, District, Sub-district, and Province of Origin. The 'Alamat' field is currently empty. The 'RT' field contains a redacted value. The 'Dusun' field contains a redacted value. The 'Desa / Kelurahan' field contains a redacted value. The 'Kecamatan' field contains a redacted value. The 'Provinsi SMA asal' field contains a redacted value. The 'Sol. Darah' field is currently empty.

The bottom of the screenshot shows the Windows taskbar with various application icons and the system tray displaying the date and time as 13:06 on 15/08/2020.

5. ISI PASSWORD BARU PADA DUA KOLOM YANG TERSEDIA, KEMUDIAN SIMPAN

Pengaturan > Sistem Informasi > X

https://sia.unram.ac.id/index.php/mahasiswa/pengaturan/akun

Sistem Informasi Akademik

UNRAM SSO (Single Sign On)

Biarkan kosong jika tidak ingin diganti.

Username: C1K016047

Password Baru:

Password Baru (ketik ulang):

UNRAM Hot-Zone (Wi-Fi) / VPN

Biarkan kosong jika tidak ingin diganti.

Username: C1K016047

Password Baru:

Password Baru (ketik ulang):

[Tutorial penggunaan OpenVPN](#)
[Tutorial penggunaan L2TP/IPSec](#)

UNRAM (e-Learning)

Biarkan kosong jika tidak ingin diganti.

Username: C1K016047

Password Baru:

Password Baru (ketik ulang):

Activate Windows
Go to PC settings to activate Windows.

18:08
15/08/2020

Pengaturan > Sistem Informasi > X

https://sia.unram.ac.id/index.php/mahasiswa/pengaturan/akun

Sistem Informasi Akademik

UNRAM SSO (Single Sign On)

Biarkan kosong jika tidak ingin diganti.

Username: C1K016047

Password Baru:

Password Baru (ketik ulang):

UNRAM Hot-Zone (Wi-Fi) / VPN

Biarkan kosong jika tidak ingin diganti.

Username: C1K016047

Password Baru:

Password Baru (ketik ulang):

[Tutorial penggunaan OpenVPN](#)
[Tutorial penggunaan L2TP/IPSec](#)

UNRAM (e-Learning)

Biarkan kosong jika tidak ingin diganti.

Username: C1K016047

Password Baru:

Password Baru (ketik ulang):

Activate Windows
Go to PC settings to activate Windows.

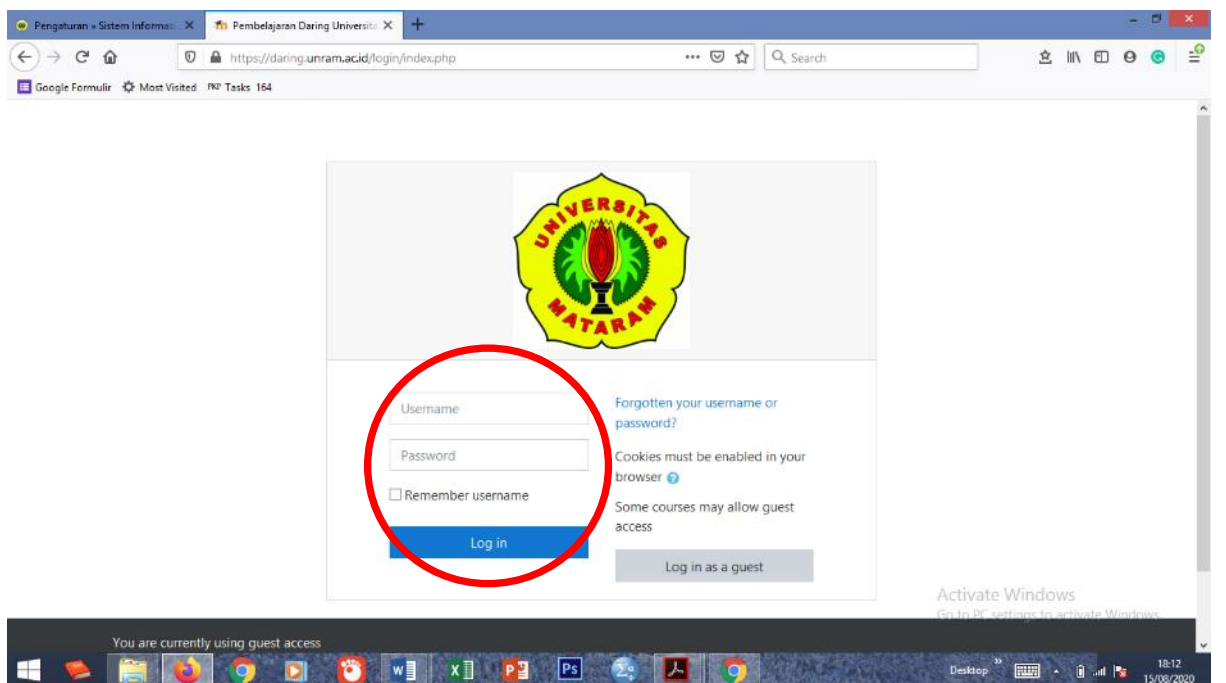

18:09
15/08/2020

Catatan :

Tahap 1-5 merupakan tahap pendaftaran akun pada situs Daring Unram.

Apabila mahasiswa/i peserta perkuliahan sudah pernah membuat ID dan PASSWORD untuk digunakan log in pada situs daring unram, maka tahapan 1-5 ini dapat diabaikan.

6. BUKA SITUS : [HTTPS://DARING.UNRAM.AC.ID/](https://daring.unram.ac.id/) → LOG IN



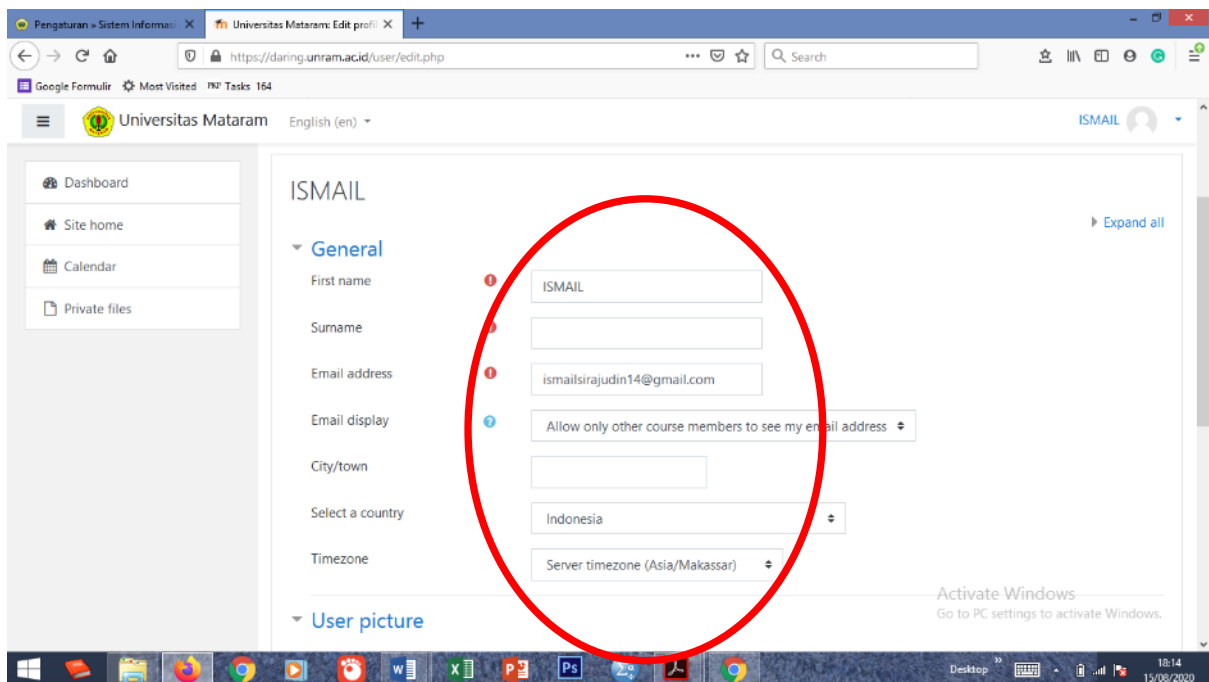
7. MASUKKAN USER NAME DAN PASSWORD YANG TELAH DIDAFTARKAN MELALUI AKUN SIA

The image shows a web browser window displaying the login page for the Universitas Mataram online learning system. The browser's address bar shows the URL <https://daring.unram.ac.id/login/index.php>. The page features the university's logo at the top center, which is a yellow shield with a green and red emblem and the text "UNIVERSITAS MATARAM". Below the logo is a login form with the following elements:

- A text input field containing the username "C1k016047".
- A password input field with masked characters "*****".
- A checkbox labeled "Remember username" which is currently unchecked.
- A blue "Log in" button.
- A grey "Log in as a guest" button.

Additional text on the page includes a link for "Forgotten your username or password?", a message stating "Cookies must be enabled in your browser", and a note that "Some courses may allow guest access". The Windows taskbar at the bottom shows the system is running on 15/08/2020 at 18:13, and the user is currently using guest access.

8. LENGKAPI DATA – DATA, KEMUDIAN KLIK “UPDATE PROFIL”



Pengaturan » Sistem Informasi » Universitas Mataram: Edit profil X

https://daring.unram.ac.id/user/edit.php

Universitas Mataram English (en)

ISMAIL

Expand all

General

First name

Surname

Email address

Email display

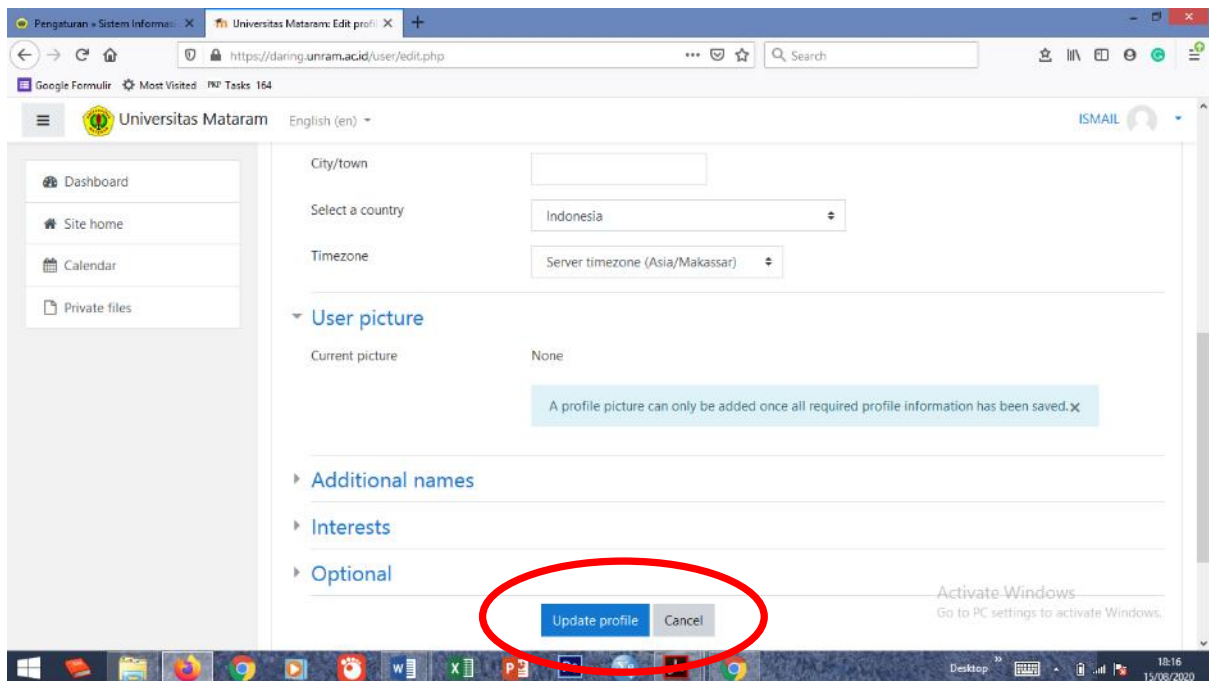
City/town

Select a country

Timezone

User picture

Activate Windows
Go to PC settings to activate Windows.



Pengaturan » Sistem Informasi » Universitas Mataram: Edit profil X

https://daring.unram.ac.id/user/edit.php

Universitas Mataram English (en)

ISMAIL

Dashboard

Site home

Calendar

Private files

City/town

Select a country

Timezone

User picture

Current picture None

A profile picture can only be added once all required profile information has been saved.

Additional names

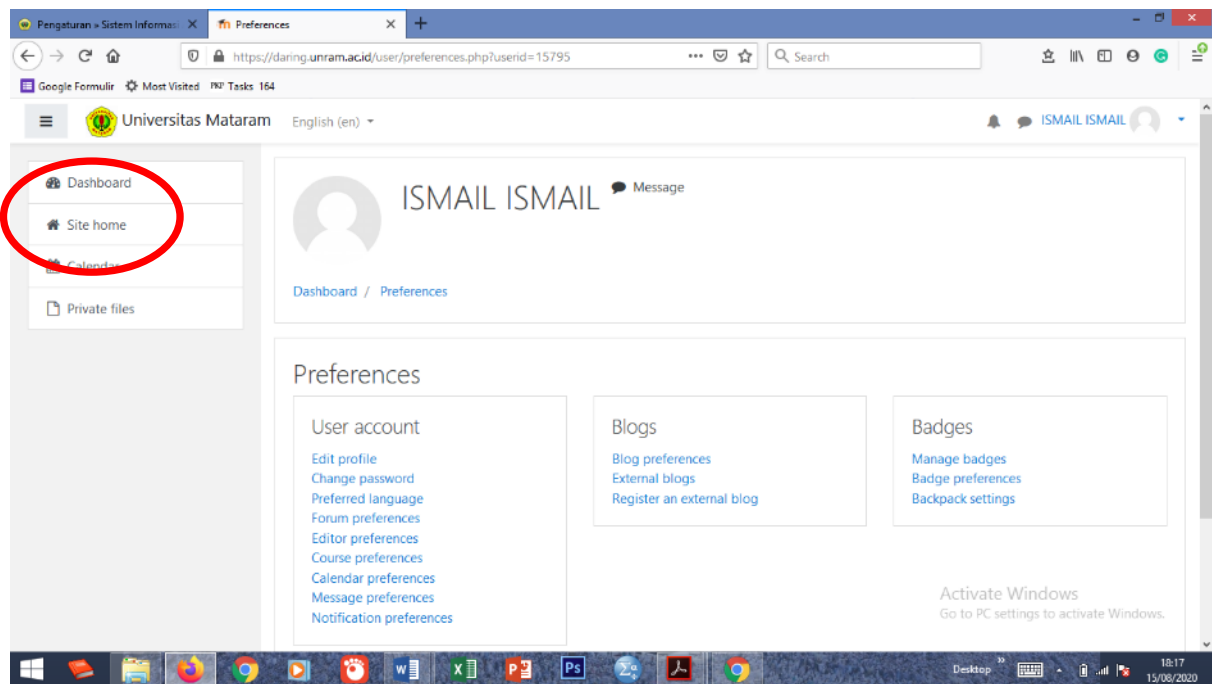
Interests

Optional


Update profile Cancel

Activate Windows
Go to PC settings to activate Windows.

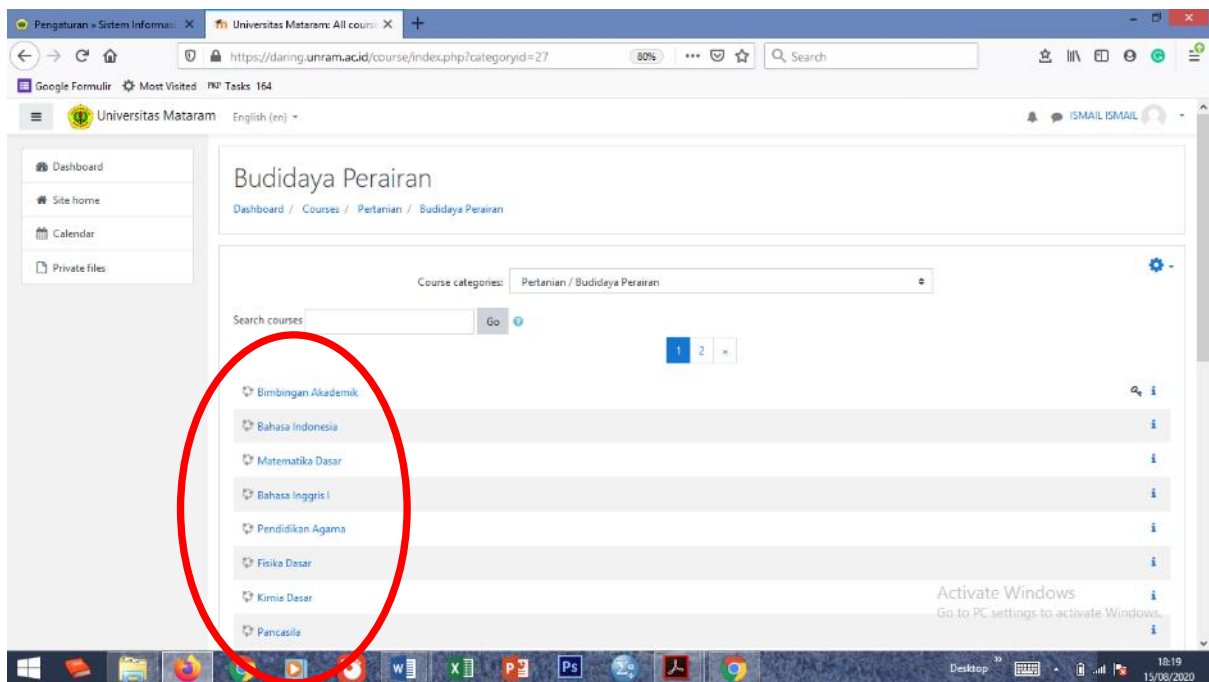
9. KLIK SITE HOME



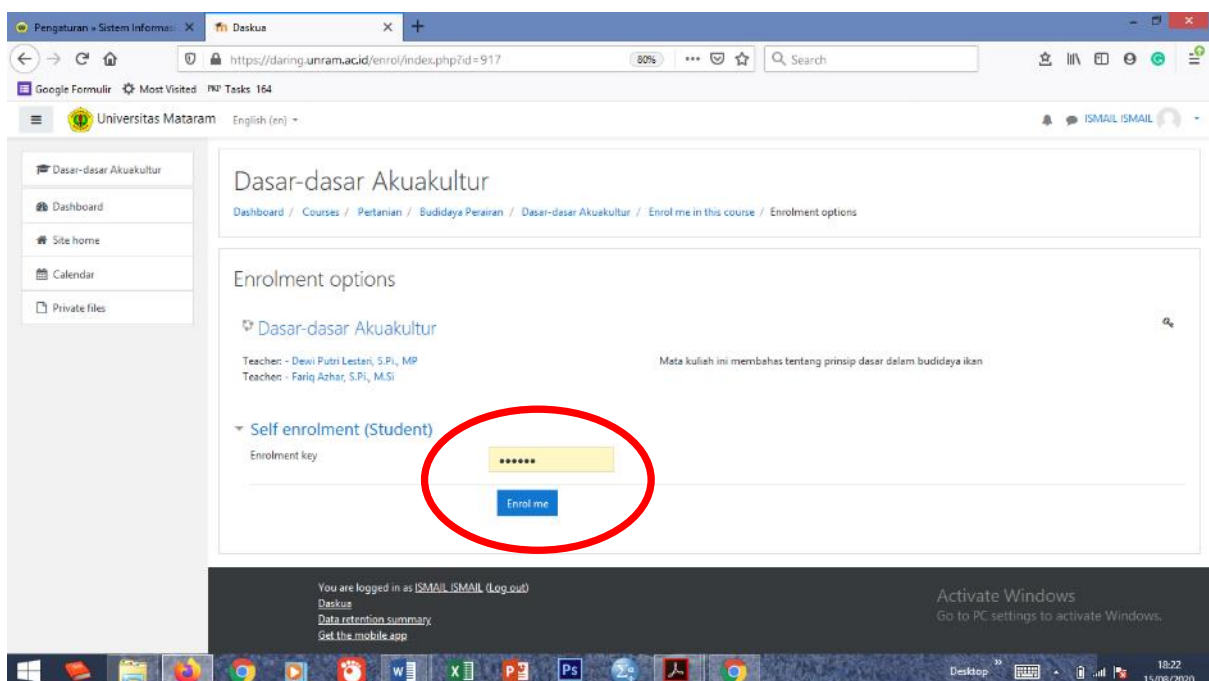
10. PILIH "BUDIDAYA PERAIRAN"



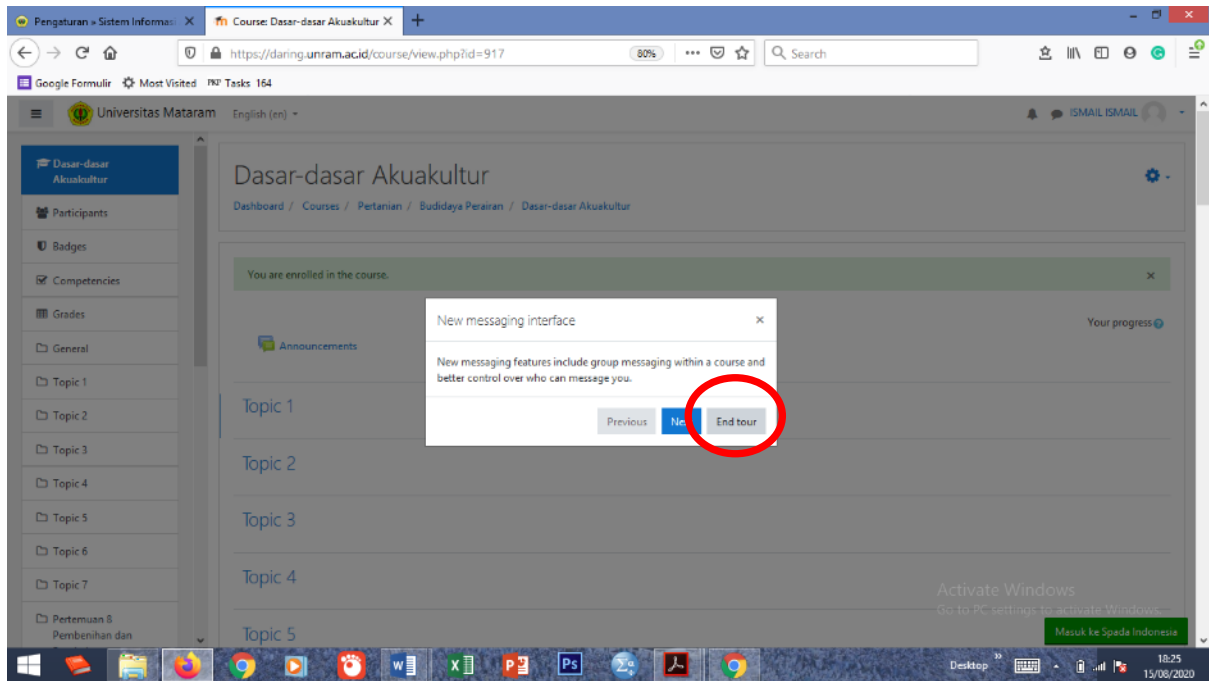
11. PILIH MATA KULIAH YANG AKAN DITEMPUH (DAPAT JUGA DIGUNAKAN UNTUK MENGIKUTI SEMINAR SKRIPSI, UJIAN SKRIPSI, SEMINAR PKL, BIMBINGAN PA, DAN KEPERLUAN AKADEMIK YANG LAINNYA)



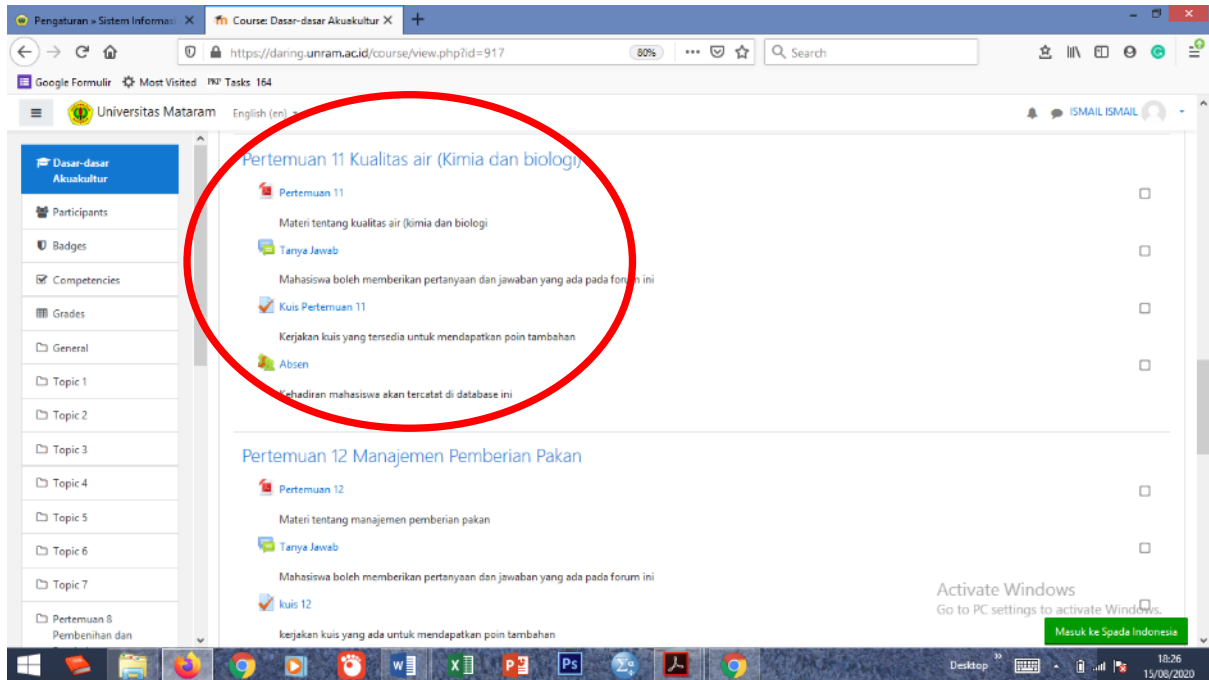
12. PASTIKAN MAHASISWA/I TELAH MEMILIKI **ENROLMENT KEY** YANG DIPEROLEH MELALUI DOSEN MATA KULIAH YANG BERSANGKUTAN



13. MAHASISWA/I PESERTA MATA KULIAH DAPAT MEMANFAATKAN FITUR “TOUR GUIDANCE” UNTUK MENGIKUTI PANDUAN YANG LEBIH JELAS. APABILA TIDAK BERKENAN, ATAU MERASA SUDAH CUKUP FAHAM, MAKA DAPAT MENKLIK “END TOUR”



14. KLIK PERTEMUAN YANG AKAN DIKUTI (PERTEMUAN 1, 2, DST.....). IKUTI SETIAP FITUR YANG TELAH DISETTING OLEH DOSEN PENGAMPU MATA KULIAH, ANTARA LAIN;
- DOWNLOAD MATERI KULIAH
 - TANYA JAWAB
 - MENGERJAKAN TUGAS/KUIS (JIKA ADA)
 - MENGISI ABSENSI



15. SELAMAT MENGIKUTI PERKULIAHAN DENGAN HIDMAD